

Account ID: StAlbert  
Survey ID: 2006Staf

Control    New Survey    Instructions    Questions    Layout    Logoff

## Results

[Back to Survey Info](#)  
[Back to Tabulate](#)

Filters Applied  
NONE - ALL record selected

### I teach:

Response	Num Responses	Raw %	Adjusted %	
Primary Grades	14	34.15	35.00	
Upper Elementary Grades	6	14.63	15.00	
Middle School Grades	8	19.51	20.00	
Does Not Apply	12	29.27	30.00	
No Response	1	2.44		

Total Responses : 41

### I have been teaching:

Response	Num Responses	Raw %	Adjusted %	
1-3 years	0	0.00	0.00	
4-6 years	5	12.20	12.20	
7-10 years	7	17.07	17.07	
11 years or more	20	48.78	48.78	
Does Not Apply	9	21.95	21.95	
No Response	0	0.00		

Total Responses : 41

### 1. I feel welcome at this school.

Response	Num Responses	Raw %	Adjusted %	
Strongly Agree	21	51.22	52.50	
Agree	19	46.34	47.50	
Disagree	0	0.00	0.00	
Strongly Disagree	0	0.00	0.00	
Does Not Apply or Do Not Know	0	0.00	0.00	
No Response	1	2.44		

Total Responses : 41

### 2. My students feel welcome in my classroom.

Response	Num Responses	Raw %	Adjusted %	
Strongly Agree	26	63.41	65.00	
Agree	8	19.51	20.00	
Disagree	1	2.44	2.50	
Strongly Disagree	0	0.00	0.00	
Does Not Apply or Do Not Know	5	12.20	12.50	
No Response	1	2.44		

Total Responses : 41

### 3. I feel safe at this school.

Response	Num Responses	Raw %	Adjusted %	
Strongly Agree	33	80.49	80.49	
Agree	8	19.51	19.51	

Disagree	0	0.00	0.00	
Strongly Disagree	0	0.00	0.00	
Does Not Apply or Do Not Know	0	0.00	0.00	
No Response	0	0.00		

Total Responses : 41

4. I am satisfied with the way that administration handles my problems.

Response	Num Responses	Raw %	Adjusted %	
Strongly Agree	13	31.71	31.71	
Agree	23	56.10	56.10	
Disagree	3	7.32	7.32	
Strongly Disagree	1	2.44	2.44	
Does Not Apply or Do Not Know	1	2.44	2.44	
No Response	0	0.00		

Total Responses : 41

5. My students can count on me to listen to their side of the story and be fair.

Response	Num Responses	Raw %	Adjusted %	
Strongly Agree	26	63.41	65.00	
Agree	10	24.39	25.00	
Disagree	1	2.44	2.50	
Strongly Disagree	0	0.00	0.00	
Does Not Apply or Do Not Know	3	7.32	7.50	
No Response	1	2.44		

Total Responses : 41

6. I am treated with respect by the teachers in this school.

Response	Num Responses	Raw %	Adjusted %	
Strongly Agree	15	36.59	36.59	
Agree	22	53.66	53.66	
Disagree	4	9.76	9.76	
Strongly Disagree	0	0.00	0.00	
Does Not Apply or Do Not Know	0	0.00	0.00	
No Response	0	0.00		

Total Responses : 41

7. I am treated with respect by Mr. Brownfield.

Response	Num Responses	Raw %	Adjusted %	
Strongly Agree	24	58.54	58.54	
Agree	14	34.15	34.15	
Disagree	2	4.88	4.88	
Strongly Disagree	0	0.00	0.00	
Does Not Apply or Do Not Know	1	2.44	2.44	
No Response	0	0.00		

Total Responses : 41

8. I am treated with respect by Mr. Carner.

Response	Num Responses	Raw %	Adjusted %	
Strongly Agree	21	51.22	52.50	
Agree	16	39.02	40.00	
Disagree	1	2.44	2.50	

Strongly Disagree	1	2.44	2.50	
Does Not Apply or Do Not Know	1	2.44	2.50	
No Response	1	2.44		

Total Responses : 41

9. I am treated with respect by the people who work in the cafeteria.

Response	Num Responses	Raw %	Adjusted %	
Strongly Agree	17	41.46	41.46	
Agree	21	51.22	51.22	
Disagree	1	2.44	2.44	
Strongly Disagree	0	0.00	0.00	
Does Not Apply or Do Not Know	2	4.88	4.88	
No Response	0	0.00		

Total Responses : 41

10. I am treated with respect by the people who work in the office.

Response	Num Responses	Raw %	Adjusted %	
Strongly Agree	33	80.49	80.49	
Agree	8	19.51	19.51	
Disagree	0	0.00	0.00	
Strongly Disagree	0	0.00	0.00	
Does Not Apply or Do Not Know	0	0.00	0.00	
No Response	0	0.00		

Total Responses : 41

11. I am treated with respect by the school nurses.

Response	Num Responses	Raw %	Adjusted %	
Strongly Agree	30	73.17	73.17	
Agree	11	26.83	26.83	
Disagree	0	0.00	0.00	
Strongly Disagree	0	0.00	0.00	
Does Not Apply or Do Not Know	0	0.00	0.00	
No Response	0	0.00		

Total Responses : 41

12. I am treated with respect by the teachers in the mobile unit.

Response	Num Responses	Raw %	Adjusted %	
Strongly Agree	18	43.90	43.90	
Agree	18	43.90	43.90	
Disagree	2	4.88	4.88	
Strongly Disagree	0	0.00	0.00	
Does Not Apply or Do Not Know	3	7.32	7.32	
No Response	0	0.00		

Total Responses : 41

13. I am treated with respect by the school psychologist (Dr. Joe Rocchio).

Response	Num Responses	Raw %	Adjusted %	
Strongly Agree	28	68.29	68.29	
Agree	11	26.83	26.83	
Disagree	0	0.00	0.00	
Strongly Disagree	0	0.00	0.00	

Does Not Apply or Do Not Know	2	4.88	4.88	
No Response	0	0.00		

Total Responses : 41

14. I am treated with respect by the classroom aides.

Response	Num Responses	Raw %	Adjusted %	
Strongly Agree	19	46.34	46.34	
Agree	18	43.90	43.90	
Disagree	3	7.32	7.32	
Strongly Disagree	0	0.00	0.00	
Does Not Apply or Do Not Know	1	2.44	2.44	
No Response	0	0.00		

Total Responses : 41

15. I am treated with respect by the specialist teachers (Music, Art, Gym, Spanish, Computer, Library, Mrs. Vitale).

Response	Num Responses	Raw %	Adjusted %	
Strongly Agree	23	56.10	56.10	
Agree	16	39.02	39.02	
Disagree	0	0.00	0.00	
Strongly Disagree	0	0.00	0.00	
Does Not Apply or Do Not Know	2	4.88	4.88	
No Response	0	0.00		

Total Responses : 41

16. I am treated with respect by the students at this school.

Response	Num Responses	Raw %	Adjusted %	
Strongly Agree	10	24.39	24.39	
Agree	26	63.41	63.41	
Disagree	4	9.76	9.76	
Strongly Disagree	1	2.44	2.44	
Does Not Apply or Do Not Know	0	0.00	0.00	
No Response	0	0.00		

Total Responses : 41

17. I am happy with the way that students behave in class.

Response	Num Responses	Raw %	Adjusted %	
Strongly Agree	3	7.32	7.32	
Agree	30	73.17	73.17	
Disagree	4	9.76	9.76	
Strongly Disagree	1	2.44	2.44	
Does Not Apply or Do Not Know	3	7.32	7.32	
No Response	0	0.00		

Total Responses : 41

18. I am happy with the way that students behave in school.

Response	Num Responses	Raw %	Adjusted %	
Strongly Agree	1	2.44	2.44	
Agree	30	73.17	73.17	
Disagree	8	19.51	19.51	
Strongly Disagree	1	2.44	2.44	
Does Not Apply or Do Not Know	1	2.44	2.44	

No Response	0	0.00		
-------------	---	------	--	--

Total Responses : 41

19. I am happy with the way that school rules are enforced.

Response	Num Responses	Raw %	Adjusted %	
Strongly Agree	3	7.32	7.50	
Agree	25	60.98	62.50	
Disagree	9	21.95	22.50	
Strongly Disagree	2	4.88	5.00	
Does Not Apply or Do Not Know	1	2.44	2.50	
No Response	1	2.44		

Total Responses : 41

20. I am happy with how well students do what is expected without being told.

Response	Num Responses	Raw %	Adjusted %	
Strongly Agree	1	2.44	2.50	
Agree	24	58.54	60.00	
Disagree	12	29.27	30.00	
Strongly Disagree	2	4.88	5.00	
Does Not Apply or Do Not Know	1	2.44	2.50	
No Response	1	2.44		

Total Responses : 41

21. I like this school.

Response	Num Responses	Raw %	Adjusted %	
Strongly Agree	26	63.41	65.00	
Agree	14	34.15	35.00	
Disagree	0	0.00	0.00	
Strongly Disagree	0	0.00	0.00	
Does Not Apply or Do Not Know	0	0.00	0.00	
No Response	1	2.44		

Total Responses : 41

22. I think that this is a good school.

Response	Num Responses	Raw %	Adjusted %	
Strongly Agree	27	65.85	67.50	
Agree	13	31.71	32.50	
Disagree	0	0.00	0.00	
Strongly Disagree	0	0.00	0.00	
Does Not Apply or Do Not Know	0	0.00	0.00	
No Response	1	2.44		

Total Responses : 41

23. I am happy with the way students treat each other.

Response	Num Responses	Raw %	Adjusted %	
Strongly Agree	0	0.00	0.00	
Agree	30	73.17	73.17	
Disagree	9	21.95	21.95	
Strongly Disagree	1	2.44	2.44	
Does Not Apply or Do Not Know	1	2.44	2.44	
No Response	0	0.00		

Total Responses : 41

24. It's easy for my students to make friends at this school.

Response	Num Responses	Raw %	Adjusted %	
Strongly Agree	4	9.76	9.76	
Agree	26	63.41	63.41	
Disagree	5	12.20	12.20	
Strongly Disagree	0	0.00	0.00	
Does Not Apply or Do Not Know	6	14.63	14.63	
No Response	0	0.00	0.00	

Total Responses : 41

25. I am involved in a St. Albert the Great School extra-curricular activity (music, drama, sports, Pow of the Pen, yearbook, Geography Bee, Classroom of Champions, etc.).

Response	Num Responses	Raw %	Adjusted %	
Yes	16	39.02	39.02	
No	25	60.98	60.98	
No Response	0	0.00	0.00	

Total Responses : 41

26. I am happy with the number of extra-curricular activities I can participate in.

Response	Num Responses	Raw %	Adjusted %	
Strongly Agree	8	19.51	19.51	
Agree	19	46.34	46.34	
Disagree	0	0.00	0.00	
Strongly Disagree	0	0.00	0.00	
Does Not Apply or Do Not Know	14	34.15	34.15	
No Response	0	0.00	0.00	

Total Responses : 41

27. I am happy with the amount that students can plan and take part in school events and activities.

Response	Num Responses	Raw %	Adjusted %	
Strongly Agree	9	21.95	21.95	
Agree	26	63.41	63.41	
Disagree	1	2.44	2.44	
Strongly Disagree	0	0.00	0.00	
Does Not Apply or Do Not Know	5	12.20	12.20	
No Response	0	0.00	0.00	

Total Responses : 41

28. My classes challenge my students.

Response	Num Responses	Raw %	Adjusted %	
Strongly Agree	12	29.27	29.27	
Agree	20	48.78	48.78	
Disagree	1	2.44	2.44	
Strongly Disagree	0	0.00	0.00	
Does Not Apply or Do Not Know	8	19.51	19.51	
No Response	0	0.00	0.00	

Total Responses : 41

29. My classes meet the needs of my students.

Response	Num Responses	Raw %	Adjusted %	
Strongly Agree	15	36.59	36.59	
Agree	17	41.46	41.46	

Disagree	1	2.44	2.44	
Strongly Disagree	0	0.00	0.00	
Does Not Apply or Do Not Know	8	19.51	19.51	
No Response	0	0.00		

Total Responses : 41

30. My students have opportunities to choose their own projects.

Response	Num Responses	Raw %	Adjusted %	
Strongly Agree	4	9.76	10.00	
Agree	11	26.83	27.50	
Disagree	6	14.63	15.00	
Strongly Disagree	0	0.00	0.00	
Does Not Apply or Do Not Know	19	46.34	47.50	
No Response	1	2.44		

Total Responses : 41

31. My students feel like they are in charge of what they learn.

Response	Num Responses	Raw %	Adjusted %	
Strongly Agree	4	9.76	10.00	
Agree	17	41.46	42.50	
Disagree	6	14.63	15.00	
Strongly Disagree	0	0.00	0.00	
Does Not Apply or Do Not Know	13	31.71	32.50	
No Response	1	2.44		

Total Responses : 41

32. I make an effort to show my students another way to learn the material if they don't understand the first time.

Response	Num Responses	Raw %	Adjusted %	
Strongly Agree	17	41.46	41.46	
Agree	18	43.90	43.90	
Disagree	0	0.00	0.00	
Strongly Disagree	0	0.00	0.00	
Does Not Apply or Do Not Know	6	14.63	14.63	
No Response	0	0.00		

Total Responses : 41

33. My students understand how to apply what they learn at school to real-life situations.

Response	Num Responses	Raw %	Adjusted %	
Strongly Agree	7	17.07	17.50	
Agree	24	58.54	60.00	
Disagree	1	2.44	2.50	
Strongly Disagree	0	0.00	0.00	
Does Not Apply or Do Not Know	8	19.51	20.00	
No Response	1	2.44		

Total Responses : 41

34. My students feel successful at this school.

Response	Num Responses	Raw %	Adjusted %	
Strongly Agree	12	29.27	29.27	
Agree	21	51.22	51.22	
Disagree	0	0.00	0.00	

Strongly Disagree	0	0.00	0.00	
Does Not Apply or Do Not Know	8	19.51	19.51	
No Response	0	0.00		

Total Responses : 41

35. This school is preparing my students for high school.

Response	Num Responses	Raw %	Adjusted %	
Strongly Agree	15	36.59	37.50	
Agree	17	41.46	42.50	
Disagree	2	4.88	5.00	
Strongly Disagree	0	0.00	0.00	
Does Not Apply or Do Not Know	6	14.63	15.00	
No Response	1	2.44		

Total Responses : 41

36. Homework helps my students to learn.

Response	Num Responses	Raw %	Adjusted %	
Strongly Agree	10	24.39	25.00	
Agree	25	60.98	62.50	
Disagree	1	2.44	2.50	
Strongly Disagree	0	0.00	0.00	
Does Not Apply or Do Not Know	4	9.76	10.00	
No Response	1	2.44		

Total Responses : 41

37. There is an appropriate amount of project work.

Response	Num Responses	Raw %	Adjusted %	
Strongly Agree	6	14.63	15.00	
Agree	22	53.66	55.00	
Disagree	3	7.32	7.50	
Strongly Disagree	0	0.00	0.00	
Does Not Apply or Do Not Know	9	21.95	22.50	
No Response	1	2.44		

Total Responses : 41

38. Projects require too much help from parents.

Response	Num Responses	Raw %	Adjusted %	
Strongly Agree	0	0.00	0.00	
Agree	11	26.83	27.50	
Disagree	14	34.15	35.00	
Strongly Disagree	2	4.88	5.00	
Does Not Apply or Do Not Know	13	31.71	32.50	
No Response	1	2.44		

Total Responses : 41

39. I encourage my students to work to the best of their ability.

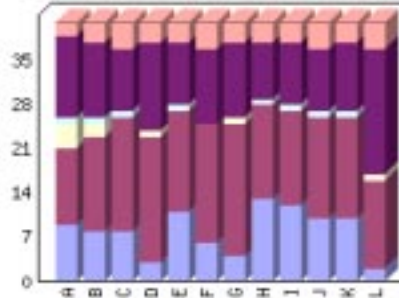
Response	Num Responses	Raw %	Adjusted %	
Strongly Agree	20	48.78	48.78	
Agree	17	41.46	41.46	
Disagree	0	0.00	0.00	
Strongly Disagree	0	0.00	0.00	

Does Not Apply or Do Not Know	4	9.76	9.76	
No Response	0	0.00		

Total Responses : 41

40. My students have learned new and useful things in:

Category	Strongly Agree	Agree	Disagree	Strongly Disagree	Does Not Apply or Do Not Know	NR	Legend
Art	9	12	4	1	13	2	A
Computer	8	15	2	1	12	3	B
Language Arts / English	8	18	0	1	10	4	C
Library Skills	3	20	1	0	14	3	D
Mathematics	11	16	0	1	10	3	E
Music	6	19	0	0	12	4	F
Physical Education	4	21	1	0	12	3	G
Reading / Literature	13	15	0	1	9	3	H
Religion	12	15	0	1	10	3	I
Science / Health	10	16	0	1	10	4	J
Social Studies	10	16	0	1	11	3	K
Spanish	2	14	1	0	20	4	L
Color							



Total Responses : 41

Art

Response	Num Responses	Raw %	Adjusted %	
Strongly Agree	9	21.95	23.08	
Agree	12	29.27	30.77	
Disagree	4	9.76	10.26	
Strongly Disagree	1	2.44	2.56	
Does Not Apply or Do Not Know	13	31.71	33.33	
No Response	2	4.88		

Total Responses : 41

Computer

Response	Num Responses	Raw %	Adjusted %	
Strongly Agree	8	19.51	21.05	
Agree	15	36.59	39.47	
Disagree	2	4.88	5.26	
Strongly Disagree	1	2.44	2.63	
Does Not Apply or Do Not Know	12	29.27	31.58	
No Response	3	7.32		

Total Responses : 41

Language Arts / English

Response	Num Responses	Raw %	Adjusted %	
----------	---------------	-------	------------	--

Strongly Agree	8	19.51	21.62	
Agree	18	43.90	48.65	
Disagree	0	0.00	0.00	
Strongly Disagree	1	2.44	2.70	
Does Not Apply or Do Not Know	10	24.39	27.03	
No Response	4	9.76		

Total Responses : 41

**Library Skills**

Response	Num Responses	Raw %	Adjusted %	
Strongly Agree	3	7.32	7.89	
Agree	20	48.78	52.63	
Disagree	1	2.44	2.63	
Strongly Disagree	0	0.00	0.00	
Does Not Apply or Do Not Know	14	34.15	36.84	
No Response	3	7.32		

Total Responses : 41

**Mathematics**

Response	Num Responses	Raw %	Adjusted %	
Strongly Agree	11	26.83	28.95	
Agree	16	39.02	42.11	
Disagree	0	0.00	0.00	
Strongly Disagree	1	2.44	2.63	
Does Not Apply or Do Not Know	10	24.39	26.32	
No Response	3	7.32		

Total Responses : 41

**Music**

Response	Num Responses	Raw %	Adjusted %	
Strongly Agree	6	14.63	16.22	
Agree	19	46.34	51.35	
Disagree	0	0.00	0.00	
Strongly Disagree	0	0.00	0.00	
Does Not Apply or Do Not Know	12	29.27	32.43	
No Response	4	9.76		

Total Responses : 41

**Physical Education**

Response	Num Responses	Raw %	Adjusted %	
Strongly Agree	4	9.76	10.53	
Agree	21	51.22	55.26	
Disagree	1	2.44	2.63	
Strongly Disagree	0	0.00	0.00	
Does Not Apply or Do Not Know	12	29.27	31.58	
No Response	3	7.32		

Total Responses : 41

**Reading / Literature**

Response	Num Responses	Raw %	Adjusted %	
Strongly Agree	13	31.71	34.21	

Agree	15	36.59	39.47	
Disagree	0	0.00	0.00	
Strongly Disagree	1	2.44	2.63	
Does Not Apply or Do Not Know	9	21.95	23.68	
No Response	3	7.32		

Total Responses : 41

**Religion**

Response	Num Responses	Raw %	Adjusted %	
Strongly Agree	12	29.27	31.58	
Agree	15	36.59	39.47	
Disagree	0	0.00	0.00	
Strongly Disagree	1	2.44	2.63	
Does Not Apply or Do Not Know	10	24.39	26.32	
No Response	3	7.32		

Total Responses : 41

**Science / Health**

Response	Num Responses	Raw %	Adjusted %	
Strongly Agree	10	24.39	27.03	
Agree	16	39.02	43.24	
Disagree	0	0.00	0.00	
Strongly Disagree	1	2.44	2.70	
Does Not Apply or Do Not Know	10	24.39	27.03	
No Response	4	9.76		

Total Responses : 41

**Social Studies**

Response	Num Responses	Raw %	Adjusted %	
Strongly Agree	10	24.39	26.32	
Agree	16	39.02	42.11	
Disagree	0	0.00	0.00	
Strongly Disagree	1	2.44	2.63	
Does Not Apply or Do Not Know	11	26.83	28.95	
No Response	3	7.32		

Total Responses : 41

**Spanish**

Response	Num Responses	Raw %	Adjusted %	
Strongly Agree	2	4.88	5.41	
Agree	14	34.15	37.84	
Disagree	1	2.44	2.70	
Strongly Disagree	0	0.00	0.00	
Does Not Apply or Do Not Know	20	48.78	54.05	
No Response	4	9.76		

Total Responses : 41

**41. It is easy for me to use the school library.**

Response	Num Responses	Raw %	Adjusted %	
Strongly Agree	15	36.59	36.59	
Agree	22	53.66	53.66	

Disagree	1	2.44	2.44	
Strongly Disagree	0	0.00	0.00	
Does Not Apply or Do Not Know	3	7.32	7.32	
No Response	0	0.00		

Total Responses : 41

42. It is easy for me to use the school computer lab.

Response	Num Responses	Raw %	Adjusted %	
Strongly Agree	9	21.95	21.95	
Agree	21	51.22	51.22	
Disagree	5	12.20	12.20	
Strongly Disagree	0	0.00	0.00	
Does Not Apply or Do Not Know	6	14.63	14.63	
No Response	0	0.00		

Total Responses : 41

43. I am happy with the selection of books and other materials in the school library.

Response	Num Responses	Raw %	Adjusted %	
Strongly Agree	9	21.95	21.95	
Agree	24	58.54	58.54	
Disagree	1	2.44	2.44	
Strongly Disagree	0	0.00	0.00	
Does Not Apply or Do Not Know	7	17.07	17.07	
No Response	0	0.00		

Total Responses : 41

44. The school grounds are kept clean.

Response	Num Responses	Raw %	Adjusted %	
Strongly Agree	26	63.41	63.41	
Agree	15	36.59	36.59	
Disagree	0	0.00	0.00	
Strongly Disagree	0	0.00	0.00	
Does Not Apply or Do Not Know	0	0.00	0.00	
No Response	0	0.00		

Total Responses : 41

45. The school buildings are kept clean and in good repair.

Response	Num Responses	Raw %	Adjusted %	
Strongly Agree	27	65.85	67.50	
Agree	12	29.27	30.00	
Disagree	1	2.44	2.50	
Strongly Disagree	0	0.00	0.00	
Does Not Apply or Do Not Know	0	0.00	0.00	
No Response	1	2.44		

Total Responses : 41

46. The classroom supplies and materials help my students learn.

Response	Num Responses	Raw %	Adjusted %	
Strongly Agree	20	48.78	50.00	
Agree	17	41.46	42.50	
Disagree	0	0.00	0.00	

Strongly Disagree	0	0.00	0.00	
Does Not Apply or Do Not Know	3	7.32	7.50	
No Response	1	2.44		

Total Responses : 41

47. In general, I am happy about the school buildings, supplies, and upkeep at my school.

Response	Num Responses	Raw %	Adjusted %	
Strongly Agree	24	58.54	58.54	
Agree	17	41.46	41.46	
Disagree	0	0.00	0.00	
Strongly Disagree	0	0.00	0.00	
Does Not Apply or Do Not Know	0	0.00	0.00	
No Response	0	0.00		

Total Responses : 41

48. Students of this school obtain a good understanding of their Catholic faith.

Response	Num Responses	Raw %	Adjusted %	
Strongly Agree	12	29.27	29.27	
Agree	25	60.98	60.98	
Disagree	1	2.44	2.44	
Strongly Disagree	0	0.00	0.00	
Does Not Apply or Do Not Know	3	7.32	7.32	
No Response	0	0.00		

Total Responses : 41

49. Being a Catholic school is important to everyone at this school: students, parents, faculty and administration.

Response	Num Responses	Raw %	Adjusted %	
Strongly Agree	15	36.59	36.59	
Agree	23	56.10	56.10	
Disagree	0	0.00	0.00	
Strongly Disagree	0	0.00	0.00	
Does Not Apply or Do Not Know	3	7.32	7.32	
No Response	0	0.00		

Total Responses : 41

50. Our school is preparing students to be good Catholics.

Response	Num Responses	Raw %	Adjusted %	
Strongly Agree	13	31.71	31.71	
Agree	24	58.54	58.54	
Disagree	1	2.44	2.44	
Strongly Disagree	0	0.00	0.00	
Does Not Apply or Do Not Know	3	7.32	7.32	
No Response	0	0.00		

Total Responses : 41

51. The school liturgies are helpful and meaningful for the students.

Response	Num Responses	Raw %	Adjusted %	
Strongly Agree	7	17.07	17.07	
Agree	26	63.41	63.41	
Disagree	2	4.88	4.88	
Strongly Disagree	0	0.00	0.00	

Does Not Apply or Do Not Know	6	14.63	14.63	
No Response	0	0.00		

Total Responses : 41

52. At this school, students have the opportunity to talk to adults about their beliefs and values.

Response	Num Responses	Raw %	Adjusted %	
Strongly Agree	8	19.51	19.51	
Agree	22	53.66	53.66	
Disagree	4	9.76	9.76	
Strongly Disagree	0	0.00	0.00	
Does Not Apply or Do Not Know	7	17.07	17.07	
No Response	0	0.00		

Total Responses : 41

53. Religion class is seen as important by the students of this school.

Response	Num Responses	Raw %	Adjusted %	
Strongly Agree	6	14.63	14.63	
Agree	21	51.22	51.22	
Disagree	3	7.32	7.32	
Strongly Disagree	1	2.44	2.44	
Does Not Apply or Do Not Know	10	24.39	24.39	
No Response	0	0.00		

Total Responses : 41

54. Religion class is seen as important by the parents of this school.

Response	Num Responses	Raw %	Adjusted %	
Strongly Agree	11	26.83	26.83	
Agree	23	56.10	56.10	
Disagree	2	4.88	4.88	
Strongly Disagree	0	0.00	0.00	
Does Not Apply or Do Not Know	5	12.20	12.20	
No Response	0	0.00		

Total Responses : 41

55. Religion class is seen as important by the faculty of this school.

Response	Num Responses	Raw %	Adjusted %	
Strongly Agree	12	29.27	29.27	
Agree	22	53.66	53.66	
Disagree	3	7.32	7.32	
Strongly Disagree	0	0.00	0.00	
Does Not Apply or Do Not Know	4	9.76	9.76	
No Response	0	0.00		

Total Responses : 41

56. I believe that the school follows its' mission.

Response	Num Responses	Raw %	Adjusted %	
Strongly Agree	14	34.15	34.15	
Agree	26	63.41	63.41	
Disagree	1	2.44	2.44	
Strongly Disagree	0	0.00	0.00	
Does Not Apply or Do Not Know	0	0.00	0.00	

No Response	0	0.00		
-------------	---	------	--	--

Total Responses : 41

57. I am pleased with the overall direction of the school.

Response	Num Responses	Raw %	Adjusted %	
Strongly Agree	12	29.27	29.27	
Agree	29	70.73	70.73	
Disagree	0	0.00	0.00	
Strongly Disagree	0	0.00	0.00	
Does Not Apply or Do Not Know	0	0.00	0.00	
No Response	0	0.00		

Total Responses : 41

58. I am aware that the school is currently creating a school improvement plan.

Response	Num Responses	Raw %	Adjusted %	
Strongly Agree	17	41.46	41.46	
Agree	22	53.66	53.66	
Disagree	1	2.44	2.44	
Strongly Disagree	0	0.00	0.00	
Does Not Apply or Do Not Know	1	2.44	2.44	
No Response	0	0.00		

Total Responses : 41

59. My students evaluate their own written work according to a teacher provided rubric.

Response	Num Responses	Raw %	Adjusted %	
Strongly Agree	3	7.32	7.50	
Agree	10	24.39	25.00	
Disagree	7	17.07	17.50	
Strongly Disagree	1	2.44	2.50	
Does Not Apply or Do Not Know	19	46.34	47.50	
No Response	1	2.44		

Total Responses : 41

60. My students know how to edit written work.

Response	Num Responses	Raw %	Adjusted %	
Strongly Agree	4	9.76	10.81	
Agree	15	36.59	40.54	
Disagree	3	7.32	8.11	
Strongly Disagree	1	2.44	2.70	
Does Not Apply or Do Not Know	14	34.15	37.84	
No Response	4	9.76		

Total Responses : 41

61. My students edit other classmate's written work.

Response	Num Responses	Raw %	Adjusted %	
Strongly Agree	2	4.88	5.13	
Agree	8	19.51	20.51	
Disagree	6	14.63	15.38	
Strongly Disagree	0	0.00	0.00	
Does Not Apply or Do Not Know	23	56.10	58.97	
No Response	2	4.88		

Total Responses : 41

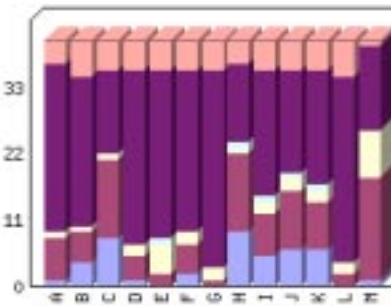
62. My students select work to be placed in their writing portfolios.

Response	Num Responses	Raw %	Adjusted %
Strongly Agree	0	0.00	0.00
Agree	7	17.07	17.50
Disagree	8	19.51	20.00
Strongly Disagree	0	0.00	0.00
Does Not Apply or Do Not Know	25	60.98	62.50
No Response	1	2.44	

Total Responses : 41

63. This school year, my students have used the writing process and completed a final written product

Category	Strongly Agree	Agree	Disagree	Strongly Disagree	Does Not Apply or Do Not Know	NR	Legend
Art	1	7	1	0	28	4	A
Computer	4	5	1	0	25	6	B
Language Arts / English	8	13	1	0	14	5	C
Library Skills	1	4	2	0	29	5	D
Mathematics	0	2	5	1	28	5	E
Music	2	5	2	0	27	5	F
Physical Education	0	1	2	0	33	5	G
Reading / Literature	9	13	1	1	13	4	H
Religion	5	7	2	1	21	5	I
Science	6	10	2	1	17	5	J
Social Studies	6	8	2	1	19	5	K
Spanish	0	2	2	0	31	6	L
64. My students know and understand what Catholic social justice teachings are.	1	17	8	0	14	1	M
Color							



Total Responses : 41

Art

Response	Num Responses	Raw %	Adjusted %
Strongly Agree	1	2.44	2.70
Agree	7	17.07	18.92
Disagree	1	2.44	2.70
Strongly Disagree	0	0.00	0.00
Does Not Apply or Do Not Know	28	68.29	75.68

No Response	4	9.76		
-------------	---	------	--	--

Total Responses : 41

**Computer**

Response	Num Responses	Raw %	Adjusted %	
Strongly Agree	4	9.76	11.43	
Agree	5	12.20	14.29	
Disagree	1	2.44	2.86	
Strongly Disagree	0	0.00	0.00	
Does Not Apply or Do Not Know	25	60.98	71.43	
No Response	6	14.63		

Total Responses : 41

**Language Arts / English**

Response	Num Responses	Raw %	Adjusted %	
Strongly Agree	8	19.51	22.22	
Agree	13	31.71	36.11	
Disagree	1	2.44	2.78	
Strongly Disagree	0	0.00	0.00	
Does Not Apply or Do Not Know	14	34.15	38.89	
No Response	5	12.20		

Total Responses : 41

**Library Skills**

Response	Num Responses	Raw %	Adjusted %	
Strongly Agree	1	2.44	2.78	
Agree	4	9.76	11.11	
Disagree	2	4.88	5.56	
Strongly Disagree	0	0.00	0.00	
Does Not Apply or Do Not Know	29	70.73	80.56	
No Response	5	12.20		

Total Responses : 41

**Mathematics**

Response	Num Responses	Raw %	Adjusted %	
Strongly Agree	0	0.00	0.00	
Agree	2	4.88	5.56	
Disagree	5	12.20	13.89	
Strongly Disagree	1	2.44	2.78	
Does Not Apply or Do Not Know	28	68.29	77.78	
No Response	5	12.20		

Total Responses : 41

**Music**

Response	Num Responses	Raw %	Adjusted %	
Strongly Agree	2	4.88	5.56	
Agree	5	12.20	13.89	
Disagree	2	4.88	5.56	
Strongly Disagree	0	0.00	0.00	
Does Not Apply or Do Not Know	27	65.85	75.00	
No Response	5	12.20		

Total Responses : 41

**Physical Education**

Response	Num Responses	Raw %	Adjusted %	
Strongly Agree	0	0.00	0.00	
Agree	1	2.44	2.78	
Disagree	2	4.88	5.56	
Strongly Disagree	0	0.00	0.00	
Does Not Apply or Do Not Know	33	80.49	91.67	
No Response	5	12.20		

Total Responses : 41

**Reading / Literature**

Response	Num Responses	Raw %	Adjusted %	
Strongly Agree	9	21.95	24.32	
Agree	13	31.71	35.14	
Disagree	1	2.44	2.70	
Strongly Disagree	1	2.44	2.70	
Does Not Apply or Do Not Know	13	31.71	35.14	
No Response	4	9.76		

Total Responses : 41

**Religion**

Response	Num Responses	Raw %	Adjusted %	
Strongly Agree	5	12.20	13.89	
Agree	7	17.07	19.44	
Disagree	2	4.88	5.56	
Strongly Disagree	1	2.44	2.78	
Does Not Apply or Do Not Know	21	51.22	58.33	
No Response	5	12.20		

Total Responses : 41

**Science**

Response	Num Responses	Raw %	Adjusted %	
Strongly Agree	6	14.63	16.67	
Agree	10	24.39	27.78	
Disagree	2	4.88	5.56	
Strongly Disagree	1	2.44	2.78	
Does Not Apply or Do Not Know	17	41.46	47.22	
No Response	5	12.20		

Total Responses : 41

**Social Studies**

Response	Num Responses	Raw %	Adjusted %	
Strongly Agree	6	14.63	16.67	
Agree	8	19.51	22.22	
Disagree	2	4.88	5.56	
Strongly Disagree	1	2.44	2.78	
Does Not Apply or Do Not Know	19	46.34	52.78	
No Response	5	12.20		

Total Responses : 41

**Spanish**

Response	Num Responses	Raw %	Adjusted %	
Strongly Agree	0	0.00	0.00	
Agree	2	4.88	5.71	
Disagree	2	4.88	5.71	
Strongly Disagree	0	0.00	0.00	
Does Not Apply or Do Not Know	31	75.61	88.57	
No Response	6	14.63		

Total Responses : 41

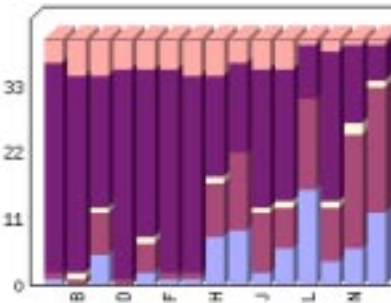
64. My students know and understand what Catholic social justice teachings are.

Response	Num Responses	Raw %	Adjusted %	
Strongly Agree	1	2.44	2.50	
Agree	17	41.46	42.50	
Disagree	8	19.51	20.00	
Strongly Disagree	0	0.00	0.00	
Does Not Apply or Do Not Know	14	34.15	35.00	
No Response	1	2.44		

Total Responses : 41

65. We discuss Catholic social justice principles in:

Category	Strongly Agree	Agree	Disagree	Strongly Disagree	Does Not Apply or Do Not Know	NR	Legend
Art	1	1	0	0	35	4	A
Computer	0	1	1	0	33	6	B
Language Arts / English	5	7	1	0	22	6	C
Library Skills	0	1	0	0	35	5	D
Mathematics	2	5	1	0	28	5	E
Music	1	1	0	0	34	5	F
Physical Education	1	1	0	0	33	6	G
Reading / Literature	8	9	1	0	17	6	H
Religion	9	13	0	0	15	4	I
Science	2	10	1	0	23	5	J
Social Studies	6	7	1	0	22	5	K
66. I teach my students that serving others is an important part of being Catholic.	16	15	0	0	9	1	L
67. I listen to my student's opinions when planning service	4	9	1	0	25	2	M



projects.							
68. My students enjoy serving others.	6	19	2	0	13	1	N
69. This school promotes serving others.	12	21	1	0	6	1	O
Color							

Total Responses : 41

**Art**

Response	Num Responses	Raw %	Adjusted %	
Strongly Agree	1	2.44	2.70	<input type="text" value="2.70"/>
Agree	1	2.44	2.70	<input type="text" value="2.70"/>
Disagree	0	0.00	0.00	<input type="text" value="0.00"/>
Strongly Disagree	0	0.00	0.00	<input type="text" value="0.00"/>
Does Not Apply or Do Not Know	35	85.37	94.59	<input type="text" value="94.59"/>
No Response	4	9.76		<input type="text" value="9.76"/>

Total Responses : 41

**Computer**

Response	Num Responses	Raw %	Adjusted %	
Strongly Agree	0	0.00	0.00	<input type="text" value="0.00"/>
Agree	1	2.44	2.86	<input type="text" value="2.86"/>
Disagree	1	2.44	2.86	<input type="text" value="2.86"/>
Strongly Disagree	0	0.00	0.00	<input type="text" value="0.00"/>
Does Not Apply or Do Not Know	33	80.49	94.29	<input type="text" value="94.29"/>
No Response	6	14.63		<input type="text" value="14.63"/>

Total Responses : 41

**Language Arts / English**

Response	Num Responses	Raw %	Adjusted %	
Strongly Agree	5	12.20	14.29	<input type="text" value="14.29"/>
Agree	7	17.07	20.00	<input type="text" value="20.00"/>
Disagree	1	2.44	2.86	<input type="text" value="2.86"/>
Strongly Disagree	0	0.00	0.00	<input type="text" value="0.00"/>
Does Not Apply or Do Not Know	22	53.66	62.86	<input type="text" value="62.86"/>
No Response	6	14.63		<input type="text" value="14.63"/>

Total Responses : 41

**Library Skills**

Response	Num Responses	Raw %	Adjusted %	
Strongly Agree	0	0.00	0.00	<input type="text" value="0.00"/>
Agree	1	2.44	2.78	<input type="text" value="2.78"/>
Disagree	0	0.00	0.00	<input type="text" value="0.00"/>
Strongly Disagree	0	0.00	0.00	<input type="text" value="0.00"/>
Does Not Apply or Do Not Know	35	85.37	97.22	<input type="text" value="97.22"/>
No Response	5	12.20		<input type="text" value="12.20"/>

Total Responses : 41

**Mathematics**

Response	Num Responses	Raw %	Adjusted %	
Strongly Agree	2	4.88	5.56	<input type="text"/>
Agree	5	12.20	13.89	<input type="text"/>
Disagree	1	2.44	2.78	<input type="text"/>
Strongly Disagree	0	0.00	0.00	<input type="text"/>
Does Not Apply or Do Not Know	28	68.29	77.78	<input type="text"/>
No Response	5	12.20		<input type="text"/>

Total Responses : 41

**Music**

Response	Num Responses	Raw %	Adjusted %	
Strongly Agree	1	2.44	2.78	<input type="text"/>
Agree	1	2.44	2.78	<input type="text"/>
Disagree	0	0.00	0.00	<input type="text"/>
Strongly Disagree	0	0.00	0.00	<input type="text"/>
Does Not Apply or Do Not Know	34	82.93	94.44	<input type="text"/>
No Response	5	12.20		<input type="text"/>

Total Responses : 41

**Physical Education**

Response	Num Responses	Raw %	Adjusted %	
Strongly Agree	1	2.44	2.86	<input type="text"/>
Agree	1	2.44	2.86	<input type="text"/>
Disagree	0	0.00	0.00	<input type="text"/>
Strongly Disagree	0	0.00	0.00	<input type="text"/>
Does Not Apply or Do Not Know	33	80.49	94.29	<input type="text"/>
No Response	6	14.63		<input type="text"/>

Total Responses : 41

**Reading / Literature**

Response	Num Responses	Raw %	Adjusted %	
Strongly Agree	8	19.51	22.86	<input type="text"/>
Agree	9	21.95	25.71	<input type="text"/>
Disagree	1	2.44	2.86	<input type="text"/>
Strongly Disagree	0	0.00	0.00	<input type="text"/>
Does Not Apply or Do Not Know	17	41.46	48.57	<input type="text"/>
No Response	6	14.63		<input type="text"/>

Total Responses : 41

**Religion**

Response	Num Responses	Raw %	Adjusted %	
Strongly Agree	9	21.95	24.32	<input type="text"/>
Agree	13	31.71	35.14	<input type="text"/>
Disagree	0	0.00	0.00	<input type="text"/>
Strongly Disagree	0	0.00	0.00	<input type="text"/>
Does Not Apply or Do Not Know	15	36.59	40.54	<input type="text"/>
No Response	4	9.76		<input type="text"/>

Total Responses : 41

**Science**

Response	Num Responses	Raw %	Adjusted %	
Strongly Agree	2	4.88	5.56	
Agree	10	24.39	27.78	
Disagree	1	2.44	2.78	
Strongly Disagree	0	0.00	0.00	
Does Not Apply or Do Not Know	23	56.10	63.89	
No Response	5	12.20		

Total Responses : 41

**Social Studies**

Response	Num Responses	Raw %	Adjusted %	
Strongly Agree	6	14.63	16.67	
Agree	7	17.07	19.44	
Disagree	1	2.44	2.78	
Strongly Disagree	0	0.00	0.00	
Does Not Apply or Do Not Know	22	53.66	61.11	
No Response	5	12.20		

Total Responses : 41

**66. I teach my students that serving others is an important part of being Catholic.**

Response	Num Responses	Raw %	Adjusted %	
Strongly Agree	16	39.02	40.00	
Agree	15	36.59	37.50	
Disagree	0	0.00	0.00	
Strongly Disagree	0	0.00	0.00	
Does Not Apply or Do Not Know	9	21.95	22.50	
No Response	1	2.44		

Total Responses : 41

**67. I listen to my student's opinions when planning service projects.**

Response	Num Responses	Raw %	Adjusted %	
Strongly Agree	4	9.76	10.26	
Agree	9	21.95	23.08	
Disagree	1	2.44	2.56	
Strongly Disagree	0	0.00	0.00	
Does Not Apply or Do Not Know	25	60.98	64.10	
No Response	2	4.88		

Total Responses : 41

**68. My students enjoy serving others.**

Response	Num Responses	Raw %	Adjusted %	
Strongly Agree	6	14.63	15.00	
Agree	19	46.34	47.50	
Disagree	2	4.88	5.00	
Strongly Disagree	0	0.00	0.00	
Does Not Apply or Do Not Know	13	31.71	32.50	
No Response	1	2.44		

Total Responses : 41

**69. This school promotes serving others.**

Response	Num Responses	Raw %	Adjusted %	
Strongly Agree	12	29.27	30.00	

Agree	21	51.22	52.50	
Disagree	1	2.44	2.50	
Strongly Disagree	0	0.00	0.00	
Does Not Apply or Do Not Know	6	14.63	15.00	
No Response	1	2.44		

Total Responses : 41

73. I am pleased with the quality of feedback that I receive from administration about my performance

Response	Num Responses	Raw %	Adjusted %	
Strongly Agree	8	19.51	20.00	
Agree	25	60.98	62.50	
Disagree	3	7.32	7.50	
Strongly Disagree	1	2.44	2.50	
Does Not Apply or Do Not Know	3	7.32	7.50	
No Response	1	2.44		

Total Responses : 41

74. My administrators recognize me for a job well done.

Response	Num Responses	Raw %	Adjusted %	
Strongly Agree	12	29.27	30.00	
Agree	21	51.22	52.50	
Disagree	2	4.88	5.00	
Strongly Disagree	1	2.44	2.50	
Does Not Apply or Do Not Know	4	9.76	10.00	
No Response	1	2.44		

Total Responses : 41

75. I am pleased with the degree to which teachers and staff show concern for student learning and the general welfare of students.

Response	Num Responses	Raw %	Adjusted %	
Strongly Agree	13	31.71	33.33	
Agree	26	63.41	66.67	
Disagree	0	0.00	0.00	
Strongly Disagree	0	0.00	0.00	
Does Not Apply or Do Not Know	0	0.00	0.00	
No Response	2	4.88		

Total Responses : 41

76. I am pleased with the extent to which my co-workers stimulate and support me in my work.

Response	Num Responses	Raw %	Adjusted %	
Strongly Agree	10	24.39	25.00	
Agree	24	58.54	60.00	
Disagree	4	9.76	10.00	
Strongly Disagree	0	0.00	0.00	
Does Not Apply or Do Not Know	2	4.88	5.00	
No Response	1	2.44		

Total Responses : 41

77. I am pleased with the degree to which parents show concern for their child's learning.

Response	Num Responses	Raw %	Adjusted %	
Strongly Agree	4	9.76	10.53	
Agree	30	73.17	78.95	

Disagree	2	4.88	5.26	
Strongly Disagree	0	0.00	0.00	
Does Not Apply or Do Not Know	2	4.88	5.26	
No Response	3	7.32		

Total Responses : 41

**78. I am pleased with the extent to which parents support me in my work.**

Response	Num Responses	Raw %	Adjusted %	
Strongly Agree	4	9.76	10.00	
Agree	32	78.05	80.00	
Disagree	2	4.88	5.00	
Strongly Disagree	0	0.00	0.00	
Does Not Apply or Do Not Know	2	4.88	5.00	
No Response	1	2.44		

Total Responses : 41